



"Brick-Beat"

Vol.11 No.1 August 2019

Dear Parents,

Greetings! As we usher in the festive season, this newsletter is to share with you the glimpses of activities from May to August 2019.

This quarter marked the beginning of a new academic year with excitement for the year-long learning journey that lies ahead – for both students and teachers.

We spent the Month of May and June in many teacher professional development workshops. The end of a year and the start of a year is crucial for new teachers to get imbibed in the school's philosophy and pedagogy, as well as for old teachers to reflect back and build some new skills. Our teachers undergo hundreds of hours of in-service training every year to equip themselves better for their profession. It is their deep sense of commitment and passion towards teaching learning, that enables them to work hard – physically, mentally and emotionally.



Our preschoolers enjoyed the various learning experiences planned for them meticulously by their teachers. The classroom exhibition displays of their first projects of this year, were impressive and evident of their immense potential. They made some new friends, adjusted to the school routine and celebrated some important festivals and days. They particularly enjoyed the Parent cooking day, where they got to see parents in their classrooms cooking specially for them!

At Santej campus, our students were delighted to see a new classroom building ready to welcome them with a new design. A series of parents' workshops were conducted in the first quarter, to help them understand the school's curriculum and teaching methodologies. The investiture ceremony marked the beginning of the leadership journey for some students, while the independence day celebration kindled everyone's patriotic spirit. Our students made us proud by showcasing their talents and excelling in various inter-school and sports competitions.

The first quarter usually flies behind very fast! We are now well into the new academic year and gearing up for some annual events and learning showcases. We look forward to your continued support and encouragement in this journey.

Best wishes,

Renita Handa

Founder and Director-Academics
Redbricks Education Foundation

JUNIOR EXPERIENCES

Classroom Insights

EYP 1

During the 'Transition' phase the toddlers find themselves amidst new experiences, new faces and new environment. It's time when children learn to get acquainted to a structured learning environment, deal with separation anxiety and bond with teachers and peers. In an effort to make this transition as smooth as possible the sessions were planned with thought and care. During outdoor free play session a bowling alley, hula hoops, ball pool and scoopers were placed which children eagerly explored. They also got an opportunity to know their peers. Music and movement sessions became lively with peppy songs and rhymes played on the music system and the music helped them to calm down. Story narration with puppets and enactments by teachers awed children. It was a pleasure to see children gradually learn to play with peers, to eat meals together and get familiar with the school environment.



Many adults dread laundry, but young children love it! This was observed during the theme on 'Clothes'. Water play and washing clothes was an activity which children thoroughly enjoyed. A wet and dry area in the dolls corner was created with day to day materials like, thick string for hanging clothes, clothes clips, buckets, tub filled with water, brushes, soap cases and small cloth pieces. Children dipped the cloth pieces in water, squeezed and flapped before hanging them on the string. Through this activity children experienced washing clothes which beside being an enjoyable messy play experience was also a physical and socio-emotional activity.

During the theme of 'Movements' the pretend play corner was turned into a garage where small tyres, tubes, tools, broken toy vehicles, dusters, buckets and pipes were placed for children to pretend play. Children utilized all the materials placed to repair, wash and clean vehicles. This led to enhanced language development, social skills, sparked creativity and allowed self-expression.



EYP 2



To make the 'Transition' from EYP1 to EYP 2 comfortable for the children, carefully planned activities were thought of. It was not just moving to another class but meeting new teachers and friends. Circle time activities were mostly about their likes, their family and their favourite things. They enjoyed knowing each other's names through the 'Hickety Pickety' rhyme. Free drawing and free play gave them an opportunity to express their creativity in different ways.

Creating an organized and inviting space where children can count, compare, sort and build a strong number sense foundation using 3-D objects goes a long way in their understanding of 'Mathematical concepts'. This opportunity is provided on the Math Table which forms a part of the Indoor Free Play. Children sorted yellow and red colour circle shape objects and matched it to the respective colour sheets with circle drawn on it. They counted pebbles placed on the table and tried to match it with similar number of circles drawn on a sheet. When the math center is made with inviting and intriguing materials, children start building critical math skills without even realizing that they're doing anything other than having fun!



During the project on 'Fruits' not only did children explore various fruits and fruit products by touching, smelling and tasting (edible fruit products) but also had an hands on experience of making juice and shrikhand from them. They brought fruits like sweet lime, mango and apple from home, mostly fruit of their choice. They squeezed sweet lime and mango to extract its juice and pulp respectively. It was an excellent fine motor activity besides the thrill of seeing the outcome. They then mixed mango pulp and sugar to hung curd under the supervision of teachers and then prepared shrikhand and tasted it too.

Junior KG

The '**Transition**' to kindergarten was an accommodation to extended time, new teachers and new routine. Activities aimed at helping them to know peers, enhance listening skills through games and get accustomed to the new environment. When children are aware what is expected from them it helps them to become disciplined. A set of class rules were decided on mutual agreement along with the help of the teacher during the first week of the session.



The life of young children revolves around their families, and they learn the importance of relationships through their family members. The theme on '**My Family**' gave the children an opportunity to understand the concept of joint family and nuclear family through an activity of making a family tree and discussing the different members. Later children made a pictograph using the data of joint family and nuclear family.

The first project of the academic year was '**Plants**' where the children were involved in an in-depth investigation of the topic. Discussions helped them to think critically and pose different questions which resulted in building new vocabulary. To encourage them to explore plants on their own, a miniature garden was created in a sand tray with different plants with and without flowers, trees, grass, pebbles, blue gelatin paper as pond, and few animals. Children during indoor free play played with this in creative ways.



Senior KG

'**Transition**' - The new session began with welcoming many new friends and children being involved in team games. It was a time to know different people of the school who ensure their safety and well being. Children met all the caretakers of the school which included the security, cook, peon and admin staff. They visited them at their work stations and interacted with them to know about their work. They enjoyed interacting and interviewing the Principal.



During the theme of '**My Body**', as a part of the Readiness session children were asked to observe their shoes carefully. They were encouraged to share about their findings which ranged from the brand, the numbers and the realization that the numbers (size) varied. After this discussion they formed groups according to their shoe size. With this available data, children then were guided to make a pictograph to represent it. An exposure to collecting data, analyzing it and then representing it lays the foundation of handling data in day to day situations.

'**Clothes**' theme is a great topic to explore with the children at any time of the year. It offers a versatile range of learning skills. Accessories on clothes was covered through a show and tell activity. Children were asked to wear the clothes with accessories on it. Each child came in front of the group and described the accessories on his/her clothes. This activity enhanced their knowledge about accessories, improved their confidence and helped them with their listening and speaking skills. Being the centre of attention for a couple of minutes made them feel special and important which was evident on their faces and body language.



JUNIOR EXPERIENCES

Celebrations

Fathers' Day

To celebrate the importance of father in a child's life, we celebrated Fathers' day with various art activities. Children were excited to share their creation with their fathers at home.



Environment Day

Conserving nature is the need of the day. We celebrated Environment day in school by conducting an assembly in school. Children did a presentation on effects of air pollution and saving water through a skit and song. The EYP children did a plantation activity and contributed in the 'Go Green' motto.

Yoga Day

We celebrated yoga day by helping children to do simple asanas and talking about the importance of yoga in our daily lives.



Achievers' Day

Saina Nehwal's achievement was shared with the children. The children were briefed about how practice and patience help to achieve great success in life.

Toy Day

Toys play a very important role in a child's life and EYP children celebrated 'toy day' by getting their favourite toy to school and sharing it with friends.



Messy Day

Getting messy with peers is an amazing experience for children. Messy day was planned in school where various activities were conducted. The children had a great time getting messy with their friends.

Friendship Day

A friend in need is a friend indeed and this proverb was explained to them through the story of Krishna and Sudama. Children made friendship bands and celebrated by tying it to their friends.



Independence Day

We celebrated 73rd Independence day with a patriotic fervour in our school on 14th August. The celebration held in the campus consisted of special morning assembly. The children of Jr. KG and Sr. KG dressed up as freedom fighters and national symbols and talked about the same. This was followed by a patriotic song performance by the children. The program concluded with the national anthem echoing in the entire campus.

Parent Cooking Day

Parents from different classes participated to make delicious dishes like sandwich, monacco toppings, apple pie, chocolate sandesh, frankie and bhel among others. Children happily enjoyed their meals with their peers.



Rakshabandhan

The bond of brother and sister is a special bond which is difficult to express in words. Children made their own rakhis and tied to each other to celebrate the festival of Rakshabandhan.

Janmashtami

Everyone likes to celebrate birthdays which includes the birthday of Lord Krishna too. Children were very excited to celebrate Janmashtami in school. The celebration began with an Aarti and later Matki Phod was done by the children. The significance of celebrating Janmashtami was told through a story.



Workshops for Teachers and Parents

Ms. Paras Mahendru, an early childhood expert conducted a teachers' workshop on 'Be out there, Math in outdoors'.

A workshop on 'Effective Classroom Management' was conducted by **Ms. Anjali Hardikar**.

Ms. Urvi Shah, an educator by profession conducted a workshop on 'Creating a Language rich Environment'.



Ms. Veena Das, a Math expert conducted a series of workshop on 'Language of Maths and its usage in Early Years'.

The new teachers were oriented about Redbricks philosophy by **our Founder, Mrs. Renita Handa**.

Ms. Preeti Dharpade, an early year educator conducted a workshop on 'Storytelling' for the new teachers.

New parent orientation was conducted by the **Principal Ms. Sharmistha Chakraborty** and an overview of the curriculum was shared with all the parents by the class teachers.

The **Principal and Coordinators** inducted the new team members about ECCE through some training sessions.



JUNIOR EXPERIENCES

Field Trips

EYP 1

During the theme 'Movements', a **Bus ride** experience was planned. Children were very excited to travel in the school bus where they saw movements of bus as well as movements of other vehicles moving on the road. Children also identified the buildings and places on their way. Children's attention was drawn to the speed of various vehicles like cycle, car and motorcycle.



EYP2

The concept of joint and nuclear family was understood by visiting a peer's home. Children of EYP2 A visited **Arham Jobalia's home** and children of EYP2 B and C visited **Vedant Patel's home**. They were introduced to each family member. Grandparent of Arham Jobalia won hearts of the little ones by narrating a story.

To get hands on experience of different fruits, fruit products, display, purchase and billing process children visited '**Star Bazaar**'. They explored various fruits by touching and smelling and even saw uncommon fruits like avocado, dragon fruit, green apples etc. They took a trolley, selected red apples, got the bill done and paid money for it.



Junior KG

During the Plants project Jr.Kg A and B were more interested in trees and hence they did school campus walk to explore different types of trees. Children of Jr.Kg C and D were more inclined towards flowers so they visited a flower shop named, '**Tulip Flora**'. They explored different flowers like gypsy, marigold, carnation, rose, lily etc. They got a chance to see, touch, feel and smell the flowers. Children were excited to see the bouquet making process.



Senior KG

During the clothes project children visited different places according to their area of interest. Sr.kg A and B visited **Om Ethnic boutique** and Sr.Kg C and D visited **Mode Boutique** to learn about designing and stitching process. They explored different fabrics, accessories, sewing machine etc. Sr.kg E visited **Blue bubbles dry cleaning shop** where they got an opportunity to learn about the process of dry cleaning. They saw commercial washing machines, iron machine and packing machine as well.



Resource People Interactions

EYP1

To get more hands on experience on vehicles and its parts, an auto rickshaw visit to the campus was planned. Children touched and explored parts of the rickshaw, heard sounds produced and smelled the fuel when it was started. They sat inside the rickshaw and observed things like seat, horn, handle and mirrors of the auto rickshaw.



EYP2

To understand the process of buying fruits, a fruit cart was arranged in the campus. Children enthusiastically observed the fruit cart, purchased fruits of their choice by paying the fruit vendor and carried them in a paper bag.

Catering to children's interest and inquisitiveness for fruit products, **Mrs. Mahak Baradia**, parent of Siya Bardia EYP2A was invited to demonstrate the process of making soap using fruits.

To explore different textures through art, **Mrs. Tejasvini Raval**, parent of Aarna Raval of EYP2A took an initiative to demonstrate different techniques using colours to bring out various textures on paper.



Jr. KG

Mrs. Manorama Soni grandmother of Dhyana Yadav and Saachi Yadav, **Mrs. Pravinaben Patel** grandmother of Maanya Patel and **Mr. Jani** grandfather of Ridhaan Patil were the grandparents who volunteered to narrate a story to the students during the theme of 'My family'. It was a privilege for the children to listen to a story from a grandparent.

Mr. Rishin Shah, father of Rhea Shah had been invited for Jr kg C and D to talk about unknown facts about flowers. Children were shown the presentation where they could see pictures of different flowers and learn about few facts.

Ms. Nilam Bordia an educational consultant was invited for Jr.kg A and B during the project of Plants. The children were amazed to know few interesting facts of trees.



Sr. KG

Mr. Adarsh Desai father of **Myra Desai**, a dentist by profession explained students about dental care. He used a power point presentation and made children understand all about teeth in a child friendly way.

First aid is an important element when children are learning about the Body. We invited **Ms. Brijal Patel**, the school nurse who explained and demonstrated the application of first aid.

Children got the opportunity to see the journey from fibre to fabric during the clothes project. **Mr. Kartik Shah**, father of **Jash Shah** talked about the same using real resources and PPT. It was an enriching experience in their learning about clothes.


Mr. Rushi Bhatt explained children about screen printing process on clothes. He used ink, screen and logo to demonstrate printing on T-shirt. Children also got first hand experience of the same.



JUNIOR EXPERIENCES

Project Culmination

After inquiring in-depth about various topics through the project approach, children were excited to share their learning journey with others. They were so excited to revisit the entire journey of the project in the form of a story. They not only selected their work for display but also shared their learning with their peers in the form of anecdotes, drawings and clay models. It was fun for children to visit other classes and see what they had made and interacted with them.



REDBRICKS EDUCATION HIGHLIGHTS

Inauguration of a New Building

At the Santej campus, students were delighted to find a new classroom building after their summer break. The building was inaugurated amidst a lot of excitement by both team members and students. They were happy to see the new design of the classrooms, which they felt were very creative.



Investiture ceremony



20th July 2019, was an important occasion for the school members as the members of the Student Council officially took their oath as office bearers. It was a proud moment when the council members comprising of the Head-Boy, Head-Girl and the House Captain along with Vice-Captain pledged of up-keeping the glory of their respective house and the school. Mr. Madhu Menon, the founder of Anala Foundation graced the event inspiring all to face obstacles and challenges positively. The IAYP students of Class 9 to Class 12 were awarded with Bronze and Silver medals and certificates on this occasion.

Independence Day

The 73rd Independence Day was celebrated by paying tribute and homage to famous Indian personalities who have positively affected millions of Indian lives. The students of Class 1 to Class 3 set the festivities by singing patriotic songs. The students of Class 7 to Class 10 showcased their talent through a role play on the impact of Famous Indian personalities. They enacted a skit on positivity, aspiration and growth. Article 370 was explained at length and shared on this occasion. The dance performance by Class 7 students depicted a sense of nationalism.



Professional Workshops for Parents and Teachers

Induction Workshop

“The essence of teaching is to make learning contagious, to have one idea spark another.” – Marva Collins

Keeping the Redbricks philosophy and pedagogy in mind and with an aim to accomplish continuous professional development-induction workshops for new teachers were conducted addressing various learning goals.

Workshops for all Teachers

Mrs. Renita Handa the school Founder conducted various teacher development workshops: For workplace interpersonal dynamics, self development and self awareness a two day workshop at AMA on ‘**Enneagram of Personality**’, was conducted wherein the team members realized how they complement each other. She also conducted a dynamic and vibrant workshop on the importance of ‘**Time Management**’ leading to enhanced productivity of all the team members.

Mrs. Sutapa Mishra, the Principal conducted a workshop on ‘**Effective Parent Communication & Collaboration**’, guiding the team members to various facets of communication and collaboration.

Ms. Anuja Amin, an expert, conducted a workshop on ‘**Comprehensive Sexuality Education**’. Through this workshop, teachers got insights into important messages and methods of orienting students towards important issues in growing up and self-protection.

Parent workshops

With the new academic year the school had a number of workshops organized for parents to orient them towards the curriculum and pedagogy followed by the school.



REDBRICKS EDUCATION HIGHLIGHTS

Student Achievements

Excellence in Euphoria Inter-school Competition

Our students showcased a commendable performance at 'Euphoria' organized by Zydus School for Excellence, Vejalpur on 9th August, in which 42 schools participated. Redbricks School bagged the 'Overall Best School Trophy- 2019' at the event. The students who excelled in various categories were Kairah Singh of Class 7 who won the first prize in Banner Design and Drashti Makwana of Class 9 who bagged the First Prize in Bangle Art. Shivangi Singh Raghuvansh of Class 8 won the Second Prize in Declamation. Kudos to all the students and team members.



The CISCE - NWR - Athletics Meet

The Council National Sports & Games organized a North West region athletic meet - which was a three day event hosted by Anand Niketan Satellite at the Gujarat University Sports Ground, where around hundred plus students of North West Region belonging to CISCE affiliated schools participated.

The students who excelled in athletics were - Vijay Choudhary from Class 8 who won the Gold Medal in Long Jump, Priyanshu Vanani from Class 7 who won the Silver Medal in 100m & 200m sprint and Flesha Patel from Class 6 who bagged the bronze medal for the 100m sprint.

The students who will be competing at National level which is to be held at Pune in October '19 are Priyanshu Vanani and Vijay Choudhary.



Khel Mahakumbh

Sports enthusiasts from all standards participated in Khel Mahakumbh organised by Government of Gujarat Inter Zone competition and the winners who won at District Level are Priyanshu Vanani who stood 1st in 100 meters and 200 meters sprint, Flesha Patel who stood 2nd in 100 meters, Aashvi Bakshi who came 5th in Table tennis. They are selected to participate at the upcoming State level meet of Khel Mahakumbh.



Ways to Empower Your Child Against Bullying

What is bullying? “Bullying” is defined as unwanted, aggressive behavior in which a child or teen uses a real or perceived power imbalance, such as physical strength, access to embarrassing information, or popularity, to control or harm other kids. It can include anything from spreading rumors to name-calling to physical aggression. Essentially, Bullying is an abuse of power.

Bullying behavior begins in preschool and gains momentum as kids grow. A survey shows that between 40 and 80 percent of middle schoolers admit to participating in bullying behavior. Many kids describe themselves as having been subjected to bullying but also as having bullied others. Recent research shows that long-term consequences of bullying include higher risk for depression, anxiety, PTSD, substance abuse and self-destructive behavior.

The good news is that you can help your child develop the skills to stand up to bullying behavior, and you can keep him from becoming a bully. How?

1. **Model compassionate, respectful relationships from the time your child is small.**

The most effective way to keep children from being bullied, and from becoming bullies, is to make sure they grow up in loving, respectful relationships, rather than relationships that use power or force to control them.

2. **Stay connected to your child through thick and thin.**

Lonely kids are more likely to be bullied. And kids are often ashamed that they're being bullied, so they worry about telling their parents. Remember, parenting is 80% connection -- a close relationship with your child -- and only 20% guidance. So prioritize your relationship with your child, and keep those lines of communication open, no matter what.

3. **Model confident behavior with other people.**

If you tend to back down easily so you don't make a scene, but then later feel pushed-around, it's time to change that. Your child is learning from watching you. Experiment with finding ways to assert your own needs or rights while maintaining respect for the other person.

4. **Directly teach your child respectful self-assertion.**

Kids need to know they can get their needs met while being respectful of other people. Give him words to stick up for himself early on:

“It's my turn now.” “Hey, stop that.” “Hands off my body.”

“It's not okay to hurt.” “I don't like being called that. I want you to call me by my name.”

5. **Teach your child basic social skills.**

Unfortunately, bullies prey on kids whom they perceive to be vulnerable. If you have a child who has social-skill challenges, make it a priority to support your child to make him less attractive to bullies. Kids who are successful in joining groups of kids usually observe first, and find a way to fit into the group, rather than just barging in.

6. **Teach your child that there is no shame in being frightened by a bully, in walking away, or in telling an adult and asking for help.**

Bullying situations can escalate, and saving face is less important than saving their life.

7. **Teach kids to intervene to prevent bullying when they see it.**

Bullying expert Michele Borba says that when bystanders -- kids who are nearby -- intervene correctly, studies find they can stop bullying more than half the time and within 10 seconds.

8. **Teach your child basic bully avoidance.**


Bullies operate where adults aren't present, so if your child has been bullied, she should avoid unsupervised hallways, bathrooms, and areas of the playground.

9. **Don't hesitate to intervene.**


Your job as the parent is to protect your child. That means that in addition to teaching your child to stick up for herself, you may well need to call the teacher or principal. Don't give your child the message that she's all alone to handle this.

Source: <https://www.ahaparenting.com/parenting-tools/safety/helping-bullied-child>

CREATIVE CORNER




Thiyana Amin | EYP 1 A



Rudra Choradiya | Junior Kg. A




Kabeer Tanna | Junior Kg. B



Reyansh Shah | EYP 1 B




Krishvi Kaji | Junior Kg. C




Vian Angom | Junior Kg. D



Hridya Ujalayan | EYP 2 A



Mirraya Mankodi | Senior Kg. A



Harshi Patel | Senior Kg. B



Kabeer Sujnani | EYP 2 B



Aadhaya Bansal | Senior Kg. C



Advika Agarwal | Senior Kg. D



Kaira Desai | EYP 2 C



Viona Shah | Senior Kg. E

redbricks



1, 3 & 4 Ashok Nagar Bungalows,
Behind Sundarvan, Satellite, Ahmedabad-15, India.
Ph: +91 79 26925625 Mob: +91 9979500003

redbricks | school

CISCE affiliated (No. GU034) | Projected Affiliation with CIE

Plot No. 1385 & 1386, Near Arjun Farm,
Shilaj-Rancharda Road, Ahmedabad-382721, India.
Mob: +91 9099900080

www.redbrickseyc.org | www.redbrickseducation.org | www.redbricks-school.org

Email: info@redbrickseyc.com | info@redbrickseducation.org

[f/RedbricksEducationFoundation](https://www.facebook.com/RedbricksEducationFoundation)