



# CREATIVE CORNER



Myra Desai | Playgroup



Group Activity | Playgroup



Vihaan Sheth | Playgroup




Group Activity | Nursery



Anisha Agrawal | Junior Kg.



Kanak Rathi | Senior Kg.



Khushi Gandhi | Nursery



Group Activity | Junior Kg.



Maysha Sharma | Senior Kg.



redbricks | Junior

# "Brick-Beat"

Vol. 1 | No. 1 | Jan 2017

Dear Parents,

Greetings! We wish you and your families a very happy new year!

Like many things changing around us, our newsletter is also in transition! This is our first issue of Newsletter this academic year, as we have been contemplating changes in the format. The pre-school will now have a separate Newsletter (like this issue), while RBS students are developing a new publication – their own Student-led Newspaper which will be launched soon! Therefore, kindly excuse us for the delay and an unpredictable release schedule this time. This particular issue of the newsletter focuses on happenings @ RBJ from June 2016 to October 2016.



With almost everything changing around us, one does wonder about the value of stability and the necessity for changes. With demonetization and its after-effects, it is interesting to see the myriad of perspectives that everyone seems to have on this event. Like most people, I too have certain views on how this event has unfolded and what it means for us as parents and educators. I think this is a major historical event that we are witnessing, and there are many lessons to learn from it for our children. I would like to share a few of my thoughts on the same.

- 1) **Stability Is Comfortable But Change Is Inevitable:** This event has made us uncomfortable as it has impacted our deep-rooted habits and radically challenged the status quo. Children would benefit from learning that without change there is no progress, and that every change may not be predicted or planned for. We need to prepare our children to develop an adaptive mindset and an ability to deal with disruptive changes in their lives.
- 2) **Common Good > Personal Good:** Each of us wants to prosper and lead comfortable lives. However, when faced with a common challenge we must be able to see beyond our personal goals and conveniences for the welfare of our entire community. We need to teach our children to lead lives with a strong sense of 'doing good' not only for their own selves, but also for the larger society.
- 3) **Vision + Execution = Success:** It is not enough to have a noble vision, if it is not followed by effective execution. The equation of Success is incomplete without either of the two. Demonetization started out as a wonderful idea, but still needs to prove its worth through effective execution. Our children need to learn to have a strong sense of personal vision, but should also be taught the thinking processes necessary to develop and implement their vision for successful execution.

Our children are lucky to have been born at a time when history is being made. It is our onus as parents to help them derive life lessons from these events. Here's hoping that we educate a next generation of leaders and citizens, who are better equipped to plan for and deal with the challenges plaguing our society.

You will be happy to know that our pre-school has been ranked #1 in Ahmedabad, in the EducationWorld 2016 rankings and our high school has gained the CISCE (ICSE board) recognition. Thank you for your continuous support in leading our school on the path of continuous innovation and progress.

Best wishes,

Renita Handa  
Founder  
Redbricks Education Foundation

redbricks | Junior

1, 3 & 4 Ashok Nagar Bungalows, Behind Sundarvan, Satellite, Ahmedabad- 15, India.  
Ph: +91 79 26925625 Mob: +91 9979500003  
Email: junior@redbricksjunior.com | www.redbricksjunior.com

redbricks | school

CISCE Affiliated (No. GU034) | Projected Affiliation with CIE

Plot No. 1385 & 1386, Near Arjun Farm, Shilaj-Rancharda Road,  
Ahmedabad-382721, India. Mob: +91 9099900080  
www.redbrickseducation.org | www.redbricks-school.org | Email: info@redbrickseducation.org  
f/RedbricksEducationFoundation

# JUNIOR EXPERIENCES

## Classroom Insights

### Playgroup

**Myself:** In July, the children were introduced to the theme of Myself. Using big picture books the children were made aware about different body parts and their movement. They were familiarized with major parts of their body and learned concepts like hard and soft. They were even looking at themselves in the mirror comparing with their peers and learning concepts like tall and short. In the Gym session they enjoyed crawling and rolling on the mat and did neck movements like forward and backward. Art activities like palm printing and foot printing were also conducted.



**Food:** The theme for August was Food. To introduce crunchy food children enjoyed eating papad, popcorn, wafers etc. They were given raw and boiled potatoes and tomatoes to peel and taste. They were introduced to cooked and uncooked food through touching and tasting, care and hygiene. Children visited the school kitchen and saw how the vegetables are washed, cut and cooked. They were also told stories and watched a video on the story “The Enormous Turnip”. Art activities like scribbling, pasting, dabbing and printing were done in the class.



**Clothes:** For the theme Clothes, different kinds of cloth material like silk, satin, cotton, wool etc were kept in the classroom for children to touch and feel. Some accessories like purses, belts, caps, etc, will be kept in the dolls corner along with other clothe items.

### Nursery



**My family:** The theme for the month of July was “My Family.” As a part of the same, children were given the activity of pasting indigenous material like hay, sand and leaves in the outline of a house. It was something unusual for them as they see these things in their daily life, but are unaware of the use of such material.

**Fruits:** The month of August had the “Fruits” theme for our Nursery children. Using real fruits in the classroom, the teachers and the children together learned about different fruits and their names, how different they look like from outside and inside, importance of fruits in our life.



**Milk & Milk Products:** Nursery children had a theme on Milk and milk products where they discussed and learned about milk, its importance and different products that are made using milk. They tried different flavored milk in the classroom. The teachers got packets of different milk products like paneer, ice cream, ghee, sweets in the classroom for children to watch and understand how they are made out of milk. The children also did experiment on how curd is made out of milk in the school kitchen.

### Junior Kg.

**Learning language in classroom:** In Junior Kg. the formal writing stage of learning a language begins. In our Junior Kg. classroom our teachers use different developmentally appropriate strategies for children to start learning alphabets. We give importance to letter recognition and letter sound association as these are essential for reading readiness.

Junior Kg. children use sand paper letter cards to trace the letters and sand trays to write different letters. Tracing of letters is also done using letter tracing boards and stencils. The classroom also has book corners and writing corner where children on their free will and interest write letters on the chart papers provided on the soft board, they may read books and copy some words on the papers kept next to the books. Story sessions are also a great way to develop linguistic skills where children also narrate stories using different props provided. It is important to note that a good base of listening and speaking skills is important for good reading and writing skills to develop. Therefore, language learning also happens throughout the day across various sessions where children are given many opportunities for receptive and expressive communication.



# PARENT READING

## Playing With Your Child: It's Now Or Never

We've all heard the term, “Oh, that's child's play.” It implies something is easy, frivolous and unimportant in the overall scheme of things. But to a child, play is essential to their mental, social, emotional, and physical development.

We all know that children like to play. But what we may not know is the importance of play in a child's life. Play is essential to every area of a child's growth and development.

Play provides a means for energy to be put to use. It strengthens and refines small and large motor skills, and it builds stamina and strength. Sensory learning develops mostly through play. Play is significant to physical development in that without it the body could not grow and develop normally.

Through play, children learn basic concepts such as colors, counting, how to build things, and how to solve problems. Thinking and reasoning skills are at work every time a child engages in some type of play. Children learn to relate to one another, negotiate roles, share, and obey rules through play. They also learn how to belong to a group and how to be part of a team.

So encourage your child's play! Color pictures, make finger paintings, build buildings and imaginary cities with blocks, build a tent in the middle of the living room and go camping – the possibilities are endless! And as we all know, childhood is fleeting, so let your kids enjoy being kids!

While children do need time to play alone and with other children without adult intervention, research shows that playtime with parents is also important. Children crave time with parents. It makes them feel special. Parents are encouraged to find time to spend playing with their kids on a regular basis. This should include one to one with each child and group time with all of the adults and kids in the home.

In pretend play, let the child develop the theme. Get into their world. Let them go with it. Ask questions. Play along. Be silly along with them and have fun. Avoid over-stimulation. Know when it is time to stop. Also, when appropriate, parents can use stuffed animals or puppets to act out real-life situations that can teach problem solving or social skills. Let the puppet demonstrate the wrong way to handle a situation. Then, along with input from the child, act out a better way. Afterward, let the child do the same.

### More Possibilities:

- Play outdoors. Throw balls. Push kids on swings. Make mud pies. Go on a hike around the neighborhood. Take a nature walk in your backyard. Now is the time to stop the “Couch Potato” syndrome. Pediatricians find that most kids are not getting enough exercise. Parents can be good role models by going outside and playing along with their kids. Hey, it is good for adults as well. Encourage your child to be active. Help them develop motor coordination and learn good sportsmanship.
- Play games – card games – board games – silly and wacky kids games. Help them learn to take turns, how to win and how to loose. Praise them. Encourage them. Laugh with them.
- Get involved in a craft project together. Build a jigsaw puzzle as a family. Bake cookies. Paint a picture.
- Listen to music together. Sing along. Play rhythm instruments along with music. Get out the guitar or keyboard and make music.
- Read a book together. Ask questions. Ask them to change the story or make up a new one.

Watch a good child friendly age appropriate movie together. Find out what they liked – how they felt. Discover the child's interests. Comment on and discuss any bothersome content either words or actions. Playing with kids builds a bond that will last forever. It lets the child know he or she is loved and appreciated. It opens the door for sharing problems and concerns when the need arises. It helps the parent get to know and understand the uniqueness of each child. It is also great stress reducer for overworked parents.

Family Activities are great for the whole family. They help develop strong family bonds which can last a lifetime. They also are more cooperative, supportive and have open communication. These qualities pay off in big dividends by increasing self-esteem, social skills and a sense of connectedness that helps kids and teens use good judgment when confronted with difficulties and temptations. Indeed a family who plays together stays together!

Reference: Child development institute, LLC (US). [childdevelopmentinfo.com](http://childdevelopmentinfo.com)



# REDBRICKS EDUCATION HIGHLIGHTS

## Redbricks School receives CISCE affiliation

Redbricks School has joined the ranks of some country's best schools having successfully received approval from the Council for the Indian School Certificate Examinations (CISCE) Board.

CISCE is recognised by many foreign education systems. ICSE certificates are accepted by most of the schools and colleges all around the world.

### CISCE Fast Facts

- A board with over 50 years of legacy established after the Cambridge System of Education.
- 8 out of 10 top Indian schools of 2015 in Educatoion World Rankings are CISCE affiliated.
- CISCE board outperformed all other State/National boards in the National Student Achievement Survey conducted by NCERT.
- Notable Alumni of CISCE Board include leaders and achievers from across all professions.

We thank all our stakeholders, parents, friends and well wishers for their constant encouragement and support.



## Redbricks Students Shine @ Khel Mahakumbh 2016

Our Students have notched up 4 medals at the district level Khel Mahakumbh Athletics Meet held at SAI (Sports Authority of India) Gandhinagar.

The medal tally includes 1 gold, 1 silver and 2 bronze medals won by Flesha Patel (class 3), Shivanubavi Bagali (class 7) and Keshavi Patel (class 5).

Earlier, 12 students from Redbricks School qualified for the district level competition, winning a total tally of 4 gold, 4 silver and 4 bronze medals.

The students' performance has qualified them for the state level athletics meet which is scheduled to be held at Devgadh Baria, Panchmahal district in December.



## Middle School Students Present Their Enrichment Clusters Exhibition



Enrichment Clusters form a part of the extra-curricular program for Class 5 to 8 at Redbricks School. Through this program, middle school students explore a variety of professions through project approach under the guidance of professional experts.

The Energy Crusaders cluster emphasized on building students' awareness and knowledge around the domains of Electricity and Energy, specifically focusing on Clean and Renewable Forms of Energy. They prepared and exhibited various working models in teams including- a windmill, bicycle induced charger, solar panel, hydroelectricity, etc.

The Fitness Guerillas explored various ways in which one can be healthy and fit. They learned from various experts including our sports coach, school nurse, a martial arts

expert, a nutritionist, a clinical geneticist and an aerobics instructor. They held demonstrations of aerobics and spread awareness of ways to keep healthy with the visitors through various displays and activities.

## Art Auction Led By Primary Children @ Kanoria Art Gallery

Our primary school children (Class 1 to 4) held an exhibit of their ideas on 'A Park For Birds' and 'Nature Art'. These were the outcomes of their journey into exploring their naturalistic and visual spatial intelligences under their Interest Centers Program. The highlight of the exhibit was the auction of the beautiful paintings made by children using natural art. The auction was also led and conducted by primary children. The share of auction money was donated to charity. The key objective of these projects was for the students to enhance their multiple intelligences through authentic, real life opportunities.



## Senior Kg.

**Experimenting in the classroom:** In Senior Kg., a lot of emphasis is given on experiential learning especially to learn different concept scientifically. During the project on "Colours" children conducted many experiments. Using different material surfaces in sunlight they checked if they can create a rainbow effect using those material for example old cds, plastic bottles etc. Another experiment the children conducted with the help of the teachers was where the teachers got white carnations and the children kept them in different colour water containers. They did colour combinations where they also cut one stem of a single carnation and kept the two ends of the same flower in different colour water glass to observe the changes in the flower petals.



During the "Light and Shadows" theme, a section of the class was darkened and the teacher showed how shadow can be formed using artificial light. Children observed and experimented to check what happens when light passes through different objects like steel glass, plastic plate, paper plate, white gelatin paper hard board to further understand concept of translucent, transparent and opaque. Through scientific experimentation, young children learn how to think critically, examine cause and effect relationships and develop a better realistic understanding of the world around them.



## Play for Change

Playing is one of the foremost needs and activities of young children. We chose 'Play for Change' as the mega-project theme this year across all classes, to help children explore their favorite area and to spread advocacy on the need for Play.

**Playgroup** children explored a variety of materials to create and extend their play. They collected different natural materials (leaves, stones, feathers, etc.) from their surroundings and used it to create beautiful art compositions.

**Nursery** children also explored a variety of materials during their indoor free play time. They soon discovered their inclinations towards pretend play, and therefore created life size models of a doll house, a kitchen and a toy vehicle shop during the project.

**Junior Kg.** children explored different Games and equipment to play and learn. The teachers brought different games into the class environment and the children enjoyed playing these games with their peers. They discussed what they learn when they play different games. They culminated the project by creating 6 games - cat puzzle, rockets and dinosaur, hopping game, shape puzzle, hockey box game and picture sudoku.

**Senior Kg.** children took up the topic Outdoor Play Equipment. The children and teachers agreed on making a tree house with a tunnel slide and different climbing components. It was amazing to witness these children put in a lot of effort in researching, planning, designing and finally creating their tree house.

These projects have not only taught children about the world of play but also helped them to learn skills such as creative thinking, critical thinking, communication, collaboration, negotiation, decision-making, problem-solving and above all use their tiny hands to innovate and construct different models.

A 3 day open for all exhibition was organized at Kanoria Art gallery which served as the culminating event of the project. Kudos to our children and the academic team.



## Field Trips - Learning Outside Classrooms

**Playgroup:** The first trip with their teachers away from school was a “Bus Ride” during which teachers showed and spoke to them about the buildings, malls, temples, bus stands, petrol pumps etc., on their way. Teachers and children recited the rhyme “the wheels of the bus goes round and round”.

Children also visited an AMC garden for exploring the natural material for the mega project “Playing with Materials”. They collected different natural materials like dried and fresh leaves, flowers (which were fallen on the ground), small and big twigs, pebbles and sand.

**Nursery:** Children visited a friend’s joint family during the “My Family” theme, to understand the concept of joint family. A visit to Star Bazar’s fruit section helped them to further explore different fruits and detail out their project on the same. During the mega project on play children visited Home Town, Hamleys and a real house to get ideas to make their models.

**Junior Kg.:** Children were taken to AMC Garden where they explored the trees, including tracing the trunks, counted planters and did a tally marking of the trees. They had some questions for the gardener and did a representational drawing of the AMC Garden. Children also went to Toyra where they explored different kind of games. The main focus was on the game which they would make for the exhibition.

**Senior Kg.:** Children visited a house backyard having a tree house as a part of their play project. Their purpose was to explore the tree house there, as part of the process of making their own tree house. Other children visited the children’s park at Karnavati Club where they observed different climbing frames and types of slides.



Playgroup  
Field Trip to AMC Garden



Nursery  
Field Trip to Star Bazar



Junior Kg.  
Field Trip to Toyra



Senior Kg.  
Field Trip to explore a Tree-house

## Resource Person Visits

**Mrs. Gayatri Rawal**, mother of Anushka Rawal (Senior Kg.), visited as a resource person during the theme of “My body” for Playgroup children. She introduced children to the different parts of body using the model of human body. Her discussion with children was very informative.

**Miss Darshita Chawda**, Redbricks Playgroup teacher was called as a resource person during the Senior Kg. Project - “Colours”. She shared with the children her knowledge on different types of colours, and techniques used to apply different colours on different material.

**Mr. Saurabh Gupta**, an architect, had come as a resource person for the Senior Kg. Project - “Outdoor play Equipment”. He helped the children to clear their queries on how to make a tree house, with what materials it can be made and where it should be installed. He also briefed children about climbing frames and slide to be attached to the Tree house.

**A Gardener** came as a resource person during the Junior Kg. “Plants” project. He showed children different material and equipment related to gardens and plants. Children had a lot of questions for him. He took them outdoors and showed them a grass cutting machine. Children also had a chance to mow the grass with his help.

**Nutritionist Mrs Amruta Dodhiwala**, mother of Rishwa Dodhiwala (Nursery), came for a session with Nursery children during their project on fruits. She came with different kinds of fruits and stressed on their nutritional importance. Children were also introduced to some new fruit items. They had a lot of questions for her.

## Celebrations



**World Music Day:** The day was filled with music, as Playgroup & Nursery children listened to music and danced. Junior Kg. children celebrated with a guitarist and a piano player, and Senior Kg. children were treated to the soothing music of the sarod ( classical music instrument).

**World Environment Day:** To make children understand the importance of caring for our environment and nature, World environment day was celebrated. Children were given seeds and soil and taken through the process of planting the seeds. As soon as the seeds germinated, they could take the pots home to care for them and nurture them to grow into healthy plants.



**Messy Day (Nursery - Senior Kg.):** Messy Day was celebrated to develop the sensory and fine motor skills of children. Three activities were planned - “Multani Mitti” activity, “Water Play and Potters Clay” activity. The most popular activity was playing with water and children were not ready to get out of the pool.

**Independence Day:** Our 70th Independence day was celebrated with great pride and enthusiasm. The teachers wore white dresses with tri coloured while children matched the tri-colour. Teachers told children the story of our Independence and our national symbols. Children colored out national flag, made a badge using the national flag colours and sang the national anthem. Vande mataram! Bharat mata ki jai!



**Rakshabandhan :** Children and teachers came dressed in festive clothes. Teachers of Playgroup and Nursery shared the story of Rakshabandhan, after which children finger painted a rakhi. Senior Kg. and Junior Kg. children made rakhis with satin ribbon and tikkis.

**Janmashtami :** This festival was celebrated with great fervor and fun. While Nursery, Junior Kg., and Senior Kg. children participated in Aarti and Garba, Playgroup children enjoyed enactment done by the teachers on "Krishna's bal lila". Everyone had prasad of Peanuts and Khadi Sakar (small sugar cubes).

**Grandparents’ Day:** All the dada-dadis and nana-nanis were invited for a visit on Grandparents’ Day. The children welcomed them with a tikka. They gave them a small card and sang “nani teri morni”, “Ek chota beej”, “4 red apples.” The grandparents played games like musical chairs and the grandchildren cheered them. They shared stories and rhymes and took a “trip down memory lane when we were children”.



**Joy of Giving Week:** We celebrated Joy of Giving, during which children learned the significance of giving through acts such as giving a smile and hug to everybody they met and making a card for the didis and other supporting staff. Children also made a collection of old items like bags, books, etc. Some of them visited Jeevantirth slum along with teachers to donate the items to other children, who were very happy to receive the same.



**Navratri Celebration:** Children and teachers dressed up in traditional wear to celebrate Navratri. We started the celebration with Aarti, after which it was time for garba. Children along with their teachers had a blast.

**Parent Week:** During Parent Week, parents were invited to the class to observe different sessions and get insights into our teaching strategies as well as their child’s engagement. Parents also had the opportunity to give feedback on the sessions and share their suggestions.

